

**SOUTH ESSEX PARKING PARTNERSHIP
(TRAFFIC REGULATION ORDERS) SUB COMMITTEE**

TUESDAY 1ST NOVEMBER 2022 – 10.30AM

AGENDA ITEM 5

Subject	THE ESSEX COUNTY COUNCIL (CHELMSFORD CITY) (PROHIBITION OF WAITING, LOADING AND STOPPING) AND (ON-STREET PARKING PLACES) (CIVIL ENFORCEMENT AREA) (AMENDMENT NO.29) ORDER 202*
	Relating to Linnet Drive, Chelmsford
Report by	South Essex Parking Partnership Manager

Enquiries Contact
 Nick Binder - South Essex Parking Partnership Manager
 01245 606303 / nick.binder@chelmsford.gov.uk

Purpose
 To report the receipt of representations made on part of The Essex County Council (Chelmsford City) (Prohibition of Waiting, Loading and Stopping) and (On-Street Parking Places) (Civil Enforcement Area) (Amendment No.29) Order 202*

Options
 The Joint Committee has the following options available:

1. to agree that the proposed Order be made as advertised.
2. to agree that the proposed Order be made subject to modifications which result in less restrictive provisions or reduced scope; or
3. to agree that the proposed Order should not be made.

Recommendation(s)

1. The Order be made as advertised.
2. The people making representations be advised accordingly.

Consulters	South Essex Parking Partnership
-------------------	---------------------------------

Policies and Strategies
 The report takes into account the South Essex Parking Partnership Document setting out how the SEPP will deal with requests for parking restrictions requiring TROs.

1.	<u>Background</u> The purpose of this proposed Order is to amend The Essex County Council (Chelmsford City) (Prohibition of Waiting, Loading and Stopping) and (On-Street Parking Places) (Civil Enforcement Area) Consolidation Order 2019 as set out below:
-----------	---

1.1	On 11 June 2021, the SEPP received a completed application form from a local resident requesting 'No Waiting at Any Time' restrictions (Double Yellow Lines) on the junction of the access road on Linnet Drive, between property Nos. 330 and 328. The request is to prevent obstructive parking and maintain access and visibility on the junction. The application was supported by Cllr Linda Mascot, Ward of Goat Hall and County Cllr Jude Deakin, Chelmsford West. A petition of 19 signatures from 17 households on Linnet Drive was also provided.
1.2	Following receipt of the application the SEPP carried out a number of site visits. During the site visits conducted, several vehicles were parked on the junction of the access road on each visit, as well as along the western side of the access road. It is assumed that the vehicles parking in this location belong to residents or their visitors. The access road is narrow, and so on occasions, larger vehicles such as delivery lorries may struggle to gain access.
1.3	It has been agreed with the SEPP Joint Committee Member and Lead Officer for Chelmsford to cost a scheme to propose that 10 metres of 'No Waiting at Any Time' restrictions should be introduced on the junction; in line with rule 243 of the Highway Code. The cost of the scheme is estimated at £1,500 but will be reduced if incorporated with other roads in Chelmsford to publish one Traffic Regulation Order.
1.4	The request was placed before the South Essex Parking Partnership Joint Committee on 13 th December 2021 for funding. It was agreed at the meeting to proceed with the necessary Traffic Regulation Order.
1.5	The Order was originally published in the Essex Chronicle and on site on 18 th August 2022, and copies of the Draft Order were sent to a number of organisations including Essex Police, Essex County Council (the highway authority), Essex Fire & Rescue Service, Essex Ambulance Service, the Road Haulage Association, the Freight Transport Association, and the Chamber of Commerce and Industry.
1.6	When the Order was published on 18 th August 2022 a 21-day period of formal public consultation commenced.
2	<u>Comments</u>
2.1	The details of the representations are summarised in Appendix 2 to this report together with the comments of the Technicians.
3	<u>Conclusion</u>
3.1	Although the correspondents have made a number of points which lead them to believe the Order should not be pursued in whole or part, the SEPP Joint Committee Member, Lead Officer and Technicians consider that none of them are of sufficient weight to warrant the Order not being made.
<u>List of Appendices</u>	
Appendix 1 – List of people making representations	
Appendix 2 – Summary of objections or support and Technicians comments	

APPENDIX 1

Ref	List of people making representations	Type
1.	Email from resident of Linnet Drive dated 17/08/2022.	Objection
2.	Email from resident of Linnet Drive dated 17/08/2022.	Objection
3.	Email from member of the public dated 17/08/2022.	Objection
4.	Email from resident of Linnet Drive dated 17/08/2022.	Objection
5.	Email from resident dated 19/08/2022.	Objection
6.	Email from resident of Linnet Drive dated 26/08/2022.	Objection
7.	Email from resident dated 26/08/2022.	Objection
8.	Email from resident of Linnet Drive dated 08/09/2022.	Objection

APPENDIX 2

REPRESENTATIONS & RESPONSES FOLLOWING FORMAL ADVERTISEMENT 18th AUGUST – 9th SEPTEMBER 2022

Representations & Responses relating to Linnet Drive, Chelmsford		
Ref	Representation	Technician Response
1.	<p>Dear Sirs</p> <p>I have lived at [REDACTED] Linnet Dr, Chelmsford [REDACTED]</p> <p>for over for [REDACTED] years. There has never been a problem with people parking near the edge of the junction.</p> <p>There is a severe shortage of parking on our section of Linnet drive and I feel that further restrictions will exacerbate this problem.</p> <p>I also see that the double yellow lines will be across the front of my property, so I nor my guests will not be able to park outside our house.</p> <p>As such I object to this proposal and hope to hear further from you soon.</p> <p>Yours faithfully</p> <p>[REDACTED]</p>	<p>Objection noted.</p> <p>Concerns have been raised by residents regarding obstructive and dangerous parking on the access road on Linnet Drive, between property Nos. 330 and 328. The access road is narrow and the site visits showed several vehicles parking on or near to the junction. Parked vehicles on or near the junction obstruct visibility, cause access difficulties for larger vehicles such as waste and delivery lorries, damage the carriageway and verges, as well as obstruct pedestrian dropped kerbs.</p> <p>Over the years, car ownership has increased considerably with some households having multiple vehicles which has increased the demand for on-street parking. It is acknowledged that if the</p>

		<p>proposal goes ahead, it will reduce the amount of available parking for residents in an area where there is already limited parking. However, this scheme has been proposed in line with Rule 243 of the Highway Code which states 'DO NOT stop or park... opposite or within 10 metres (32 feet) of a junction'. The SEPP reserves the right to implement a scheme when it is deemed essential.</p> <p>It should be noted that there is no right to park on the highway – the only legal right being to pass and re-pass.</p>
<p>2.</p>	<p>Dear Technician</p> <p>I am writing to you to request that the no parking zone on linnet drive is not implemented as there is already limited spaces to park and I need my work van close to the property for security/insurance purposes</p> <p>Yours sincerely</p> <p>██████████</p> <p>██████ linnet Dr, Chelmsford ██████████, UK</p>	<p>Objection noted.</p> <p>Over the years, car ownership has increased considerably with some households having multiple vehicles which has increased the demand for on-street parking. It is acknowledged that if the proposal goes ahead, it will reduce the amount of available parking for residents in an area where there is already limited parking. However, this scheme has been proposed in line with Rule 243 of the Highway Code which states 'DO NOT stop or park... opposite or within 10</p>

		<p>metres (32 feet) of a junction'. The SEPP reserves the right to implement a scheme when it is deemed essential.</p> <p>It should be noted that there is no right to park on the highway – the only legal right being to pass and re-pass.</p>
<p>3.</p>	<p>Dear Technician,</p> <p>I object to the above proposal. I'm a frequent visitor too [redacted] linnet drive and need to be able to park near to the property as I often arrive late and do not wish to walk far alone at night.</p> <p>Parking in this area is very difficult and this will make it much worst.</p> <p>Yours faithfully,</p> <p>[redacted]</p> <p>C/O [redacted] Linnet Drive [redacted], UK</p>	<p>Objection noted.</p> <p>It should be noted that there is no right to park on the highway – the only legal right being to pass and re-pass.</p> <p>Over the years, car ownership has increased considerably with some households having multiple vehicles which has increased the demand for on-street parking. It is acknowledged that if the proposal goes ahead, it will reduce the amount of available parking for residents in an area where there is already limited parking. However, this scheme has been proposed in line with Rule 243 of the Highway Code which states 'DO NOT stop or park... opposite or within 10 metres (32 feet) of a junction'. The SEPP reserves the right to implement a scheme when it is deemed essential.</p>

<p>4.</p>	<p>Email 1:</p> <p>Dear Sirs,</p> <p>I'm writing to you, as I am surprised by the above proposal. I have lived here for over [REDACTED] years and never had an issue with the parking. Are you proposing this on all the service roads or are you being pressurised by an individual? Parking for my family and visitors will become even more difficult as you propose to lose at least 4 spaces at the front of our property.</p> <p>Yours faithfully</p> <p>[REDACTED]</p> <p>Email 2:</p> <p>Dear Sirs,</p> <p>My apologies, I thought order 202 was the reference number. The proposal I am referring to is the double yellow lines between the property 330 and 328 Linnet Drive. If yellow lines had to be applied then they would be better on [REDACTED]</p> <p>Many thanks [REDACTED]</p>	<p>Objection noted.</p> <p>Concerns have been raised by residents regarding obstructive and dangerous parking on the access road on Linnet Drive, between property Nos. 330 and 328. The access road is narrow and the site visits showed several vehicles parking on or near to the junction. Parked vehicles on or near the junction obstruct visibility, cause access difficulties for larger vehicles such as waste and delivery lorries, damage the carriageway and verges, as well as obstruct pedestrian dropped kerbs.</p> <p>It should be noted that there is no right to park on the highway – the only legal right being to pass and re-pass.</p> <p>This scheme has been proposed on the junction of the access road on Linnet Drive, between property Nos. 330 and 328.</p>
<p>5.</p>	<p>Email 1:</p> <p>My name is [REDACTED],</p>	<p>Objection noted.</p>

[REDACTED]

I am an expert witness [REDACTED] and your proposals will 100% cause new danger in the area and are wrong.

I am writing as a resident.

Your latest proposals for the new restrictions at Linnet drive at the access road are completely wrong and will not deal with the only issue at this site which is visibility.

This new proposal on plane tree close, to the existing lines is logical, although as a resident that drives it a few times a day, absolutely nobody parks or stops there anyway.

The new proposal for the access road will not deal with the problem and will actually put more parked cars onto main Linnet Drive to block visibility.

[REDACTED]

[REDACTED] as a resident of this street [REDACTED]

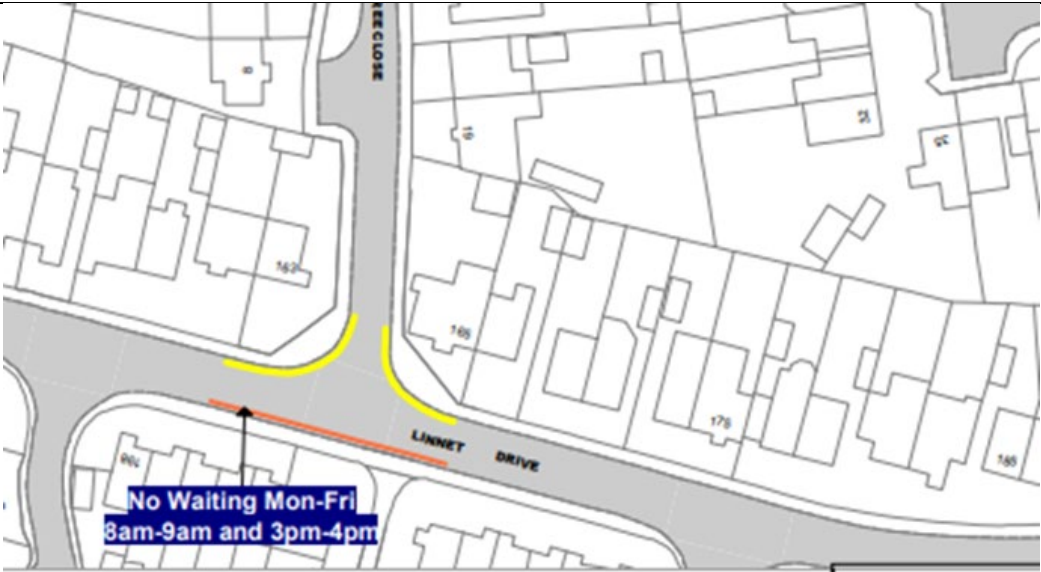
[REDACTED] there is a not and has not been a parking issue here, or an access issue for emergency services. So much so, [REDACTED] passed away two weeks ago and when planning the funeral we were working out where the hearse and limos should go on the main road and the funeral company said they have no issue with coming up the service road as they do it regularly and ours is one of the best ones for access in linnet drive. [REDACTED]

This makes sense

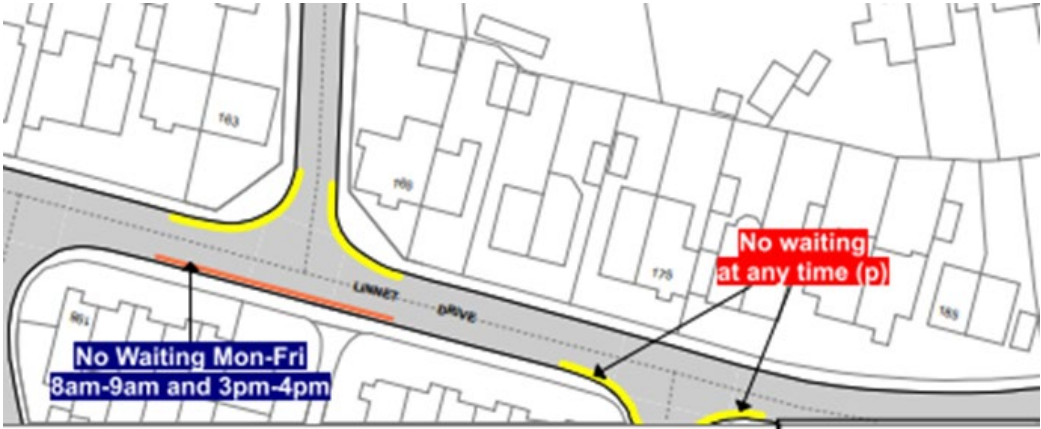
Concerns have been raised by residents regarding obstructive and dangerous parking on the access road on Linnet Drive, between property Nos. 330 and 328. The access road is narrow and the site visits showed several vehicles parking on or near to the junction. Parked vehicles on or near the junction obstruct visibility, cause access difficulties for larger vehicles such as waste and delivery lorries, damage the carriageway and verges, as well as obstruct pedestrian dropped kerbs. Therefore 'No Waiting at Any Time' restrictions have been proposed on this junction. This will improve sight lines for all road users at the junction, better facilitate the passage of traffic and enforce Rule 243 of the Highway Code.

The SEPP are not currently proposing a scheme on Plane Tree Close.

It is difficult to determine exactly where non-resident vehicles will be displaced. However, the scheme will be monitored for its effectiveness.



What there is, is a visibility issue due to parked cars on main linnet.



Highlighted below in yellow are the visibility issues when pulling out of the service road



As well as the areas in yellow the red areas show where cars park now due to the restrictions opposite plane tree close, for traffic calming this does slow the traffic in this area but it also causes even more visibility issues, especially with school children crossing.

A zebra crossing was planned for the west side of plane tree close, the resident had a dropped kerb driveway crossing put in meaning that the zebra crossing could no longer go there, as there was a driveway entrance already on the south side of plane tree close the crossing also couldn't go there so plans had to be scrapped. This is a really busy school crossing area.



Your proposals go back into the access road, this will not help visibility as there is a house, a garden there, you are achieving nothing, but moving two or three more cars back onto main linnet who will park on the opposite side of the road, increasing the red areas above.

The red cross below shows where currently you have to pull out to on main linnet when exiting the access road. The problem is purely the cars parked either side of the junction on main linnet...not the access road.



In the pic below, red is where nobody parks, as everyone in this street parks on the left side.

The purple shows the area you propose to restrict and clearly shows there is a house and garden there so these lines will do nothing but put more cars opposite the junction and making main linnet more dangerous.

The yellow sections are the actual visibility issues

The blue cross is where you need to drive to to see past the yellow areas.



Below in purple is an area where a new driveway dropped kerb has been installed which I have always understood would not be installed on bends and junctions especially with visibility issues, this would cause more visibility issues but the resident does not park their vehicle on it, they park round the back. Due to there now being this new drive access, nobody blocks it or parks there anyway.



I trust this local knowledge and expert experienced view and information will be of use to adjust the proposals to something that will not cause new issues as this current proposal 100% will.

Email 2:

Hello,

I have a follow up to my original objection.

Unfortunately on the morning of 23rd August (1am) [REDACTED] Van was targeted by vandals who ripped the wing mirrors off along with the side trims and smashed the bumper. There was no attempt to break in or steal anything just targeted vandalism by people that arrived in a white ford fiesta (seen by a neighbour who scared them away and on cam) and specifically targeted the [REDACTED] van, when this was reported to the police as a crime at around 4am, they said it is likely to be people that are not happy with the proposed parking restrictions and are targeting the [REDACTED] vehicle because they think the plans for the parking originated from the [REDACTED]. We are now waiting for the van to be taken away and when a replacement arrives we will not be parking it at the house in case this is then targeted. [REDACTED] passed away a couple of weeks ago and we have the

This is a Police matter and the SEPP cannot make comment.

	<p>funeral next week, [REDACTED] is now very worried about those who targeted his van targeting us further.</p> <p>I attach photos of the van. The van was parked at the top of the access hill at the side of 382 Linnet, just past where the proposed restrictions are planned. Also i have attached some photos of the junction, taken at 7am today clearly showing there is no issue with parking here, this is the normal street scene. these photos will come in two emails due to size</p> <p>Many thanks</p> <p>[REDACTED]</p> <p>**Pictures redacted to shield identity**</p>	
<p>6.</p>	<p>Good morning,</p> <p>I would like to formally object to the proposal to put yellow lines on the junction of access between number 328 and 330 Linnet Drive.</p> <p>In an area where parking is already extremely restricted, reducing it even further will benefit no one and most likely leave more cars parked in unsuitable places on the main road causing further problems.</p> <p>Living at [REDACTED] we rely on the space to put our car rather than parking 500m down the road.</p> <p>In addition, at no point has there been an issue with access or causing incidents due to people parking in that area of the road, so I can't understand the need to restrict parking.</p> <p>As a resident, I'd be extremely disappointed to see this come into effect.</p> <p>Kind regards,</p> <p>[REDACTED]</p>	<p>Objection noted.</p> <p>Over the years, car ownership has increased considerably with some households having multiple vehicles which has increased the demand for on-street parking. It is acknowledged that if the proposal goes ahead, it will reduce the amount of available parking for residents in an area where there is already limited parking. However, this scheme has been proposed in line with Rule 243 of the Highway Code which states 'DO NOT stop or park... opposite or within 10 metres (32 feet) of a junction'. The SEPP reserves the right to implement a scheme when it is deemed essential.</p>

		<p>It is difficult to determine exactly where non-resident vehicles will be displaced. However, the scheme will be monitored for its effectiveness.</p> <p>It should be noted that there is no right to park on the highway – the only legal right being to pass and re-pass.</p> <p>Concerns have been raised by residents regarding obstructive and dangerous parking on the access road on Linnet Drive, between property Nos. 330 and 328. The access road is narrow and the site visits showed several vehicles parking on or near to the junction. Parked vehicles on or near the junction obstruct visibility, cause access difficulties for larger vehicles such as waste and delivery lorries, damage the carriageway and verges, as well as obstruct pedestrian dropped kerbs.</p>
7.	<p>Hi,</p> <p>I would formally like to object to the stated proposal trying to enforce double yellow lines on the junction access road on linnet drive.</p> <p>Firstly please may you provide your reasoning for wanting to enforce this change- this wasn't stated in your letter to surrounding household informing them of this proposal? This is a built up housing estate which currently struggles with parking availability therefore I don't understand the reasoning for wanting to take some of this limited parking away on a quiet access road (only used by residents needing to get</p>	<p>Objection noted.</p> <p>Concerns have been raised by residents regarding obstructive and dangerous parking on the access road on Linnet Drive,</p>

to the back of their houses). I have not experienced issues regarding access to this road whilst cars have been parked along the side and haven't witnessed this being a safety issue either.

Living on the main road and having two cars in our household we regularly (but safely) need to park one of our cars on this corner but are conscious not to block footpath access and make sure car is pulled in tight to the kerb.

If you are enforcing this on this through road, surely these yellow lines need to be enforced in all of the access roads on Linnet Drive (which there are many that all look the same)?

Kind Regards

[REDACTED]


[REDACTED]

[REDACTED]

between property Nos. 330 and 328. The access road is narrow and the site visits showed several vehicles parking on or near to the junction. Parked vehicles on or near the junction obstruct visibility, cause access difficulties for larger vehicles such as waste and delivery lorries, damage the carriageway and verges, as well as obstruct pedestrian dropped kerbs.

Over the years, car ownership has increased considerably with some households having multiple vehicles which has increased the demand for on-street parking. It is acknowledged that if the proposal goes ahead, it will reduce the amount of available parking for residents in an area where there is already limited parking. However, this scheme has been proposed in line with Rule 243 of the Highway Code which states '**DO NOT** stop or park... opposite or within 10 metres (32 feet) of a junction'. The SEPP reserves the right to implement a scheme when it is deemed essential.

It should be noted that there is no right to park on the highway

		<p>– the only legal right being to pass and re-pass.</p> <p>The SEPP has only received a request for restrictions on this access road. It is acknowledged that there are similar access roads on the estate which may experience parking issues. The SEPP will investigate parking issues upon receiving a completed application form for parking restrictions.</p>
<p>8.</p>	<p>To Whom It May Concern</p> <p>I am writing to object to proposal to place double yellow lines “no waiting at any times” ,between access roads properties No 330 and 328 Linnet Drive.</p> <p>There is no reason for this to be done and it will impact on resident parking in an already very busy parking area that is used by residents in this area.</p> <p>Yours Sincerely</p> <p></p>	<p>Objection noted.</p> <p>It is difficult to determine exactly where non-resident vehicles will be displaced. However, the scheme will be monitored for its effectiveness.</p> <p>It should be noted that there is no right to park on the highway – the only legal right being to pass and re-pass.</p> <p>Over the years, car ownership has increased considerably with some households having multiple vehicles which has increased the demand for on-street parking. It is acknowledged that if the</p>

		<p>proposal goes ahead, it will reduce the amount of available parking for residents in an area where there is already limited parking. However, this scheme has been proposed in line with Rule 243 of the Highway Code which states 'DO NOT stop or park... opposite or within 10 metres (32 feet) of a junction'. The SEPP reserves the right to implement a scheme when it is deemed essential.</p>
--	--	--