

Chelmsford Museum

SENSORY RAINBOW TRAIL

This special trail will take you through the rooms that tell the story of Chelmsford.

Before you go into a room you will see a picture of it and a few notes about what to expect. Then, on the next page you find 3 things to do when you are in the room:



Feel an object in one of the small coloured bags from the 'trail bag'.



Find an object in the room. The object in the bag has link to the object in the room.



Hands-on have a go activity

Follow the bees upstairs to start the trail.



Start the trail upstairs on the landing

There is a display of taxidermy animals that you will see in the park and a live beehive on the landing.

Go through the doorway at the end of the landing to find the Costume room.

All the rooms on the trail are upstairs.



If you want to avoid this display, use the staircase from the Hall. At the top of the stairs, turn right to reach the costume room and start of the trail.



The Costume room

This room is the first on your left as you go through the doorway.



It is dark in here. The lights turn on automatically when you go in. This is so the colours on the clothes don't fade.

We change the clothes on display so they may look different to the ones in the picture.



Feel the object in the **RED** bag

What does it feel like?

What do you think it is?



Can you find this?

Women used their fans to keep cool and to send secret messages!



Have a go:

What will you try on?





Prehistoric room

You 'step back in time' as you cross the corridor into this room.



It feels cooler in this room.

When you walk in you will hear sound effects on a visual film that tells the story of Chelmsford from Stone age to Roman times.

The floor has different colours which show the different time periods.



Feel the object in the **ORANGE** bag

What does it feel like?

What do you think it is?



Can you find this?




This was used to spin wool into a thread for weaving.



Have a go:

Try weaving wool threads on the loom.





Roman room


Follow the 'red floor tiles' into this room.



There is a ramp from this room into the next with a glass panel in the floor over a Roman coffin. The glass is very strong and safe to walk over.

If you want to avoid this, go back into the corridor and up the 3 steps by the staircase.

Or you can ask a member of staff to cover the glass section with a mat.



Feel the object in the **GREEN** bag

What does it feel like?

What do you think it is?



Can you find this?



This is a piece of mosaic floor from a Roman building.



Have a go: Make your own mosaic.






Saxon and Medieval room

Follow the ramp into this room or go back into the corridor and up the 3 steps.



This room is darker.

The wall in front of the bench has a model which shows the burial of an Anglo-Saxon warrior. It slowly changes to show how the warrior looked when he was buried and when archaeologists discovered the burial. There is no sound.



Feel the objects in the **YELLOW** bag

What does it feel like?

What do you think it is?



Can you find this?



This is a chess piece.
It is made from antler
– the material you felt
in the green bag.



Have a go:

Design your own
shield. There is
paper in your bag.





Tudor Life room

Cross the small landing into this room.



The screen in front of the bench has 3 films.
They will only play when you press the buttons
on the screen. They have sound and subtitles.

The map on the large orange table is interactive
and will change as you touch it. It has no sound.



Smell the things in the **BLUE** bag

Do you like the smell?



Can you find this?

This is a pastry stamp.
It was used to make
patterns on pies in
Tudor times.



Have a go:

Touch the model of
Henry VIII's palace
that was built in
Chelmsford. It was
called Beaulieu –
beautiful place.






Victorian Times room

Go through the archway into this room.



There is a large projection on the wall in this room with two men talking.

The film is on a loop so it keeps playing. You can go along the landing if you want to avoid this room.



Feel the object in the **VIOLET** bag

What does it feel like?

What do you think it is?



Can you find this?

This was used to display sweets in Hawkes sweet shop. Can you imagine it full of sweets!



Have a go: Try weighing some food.





The Toy room

Go back into the corridor with the blue carpet.
This is the first room on your right.



It is a small room with cases full of toys.

There are some toys in here you can play with.



Feel the object in the **INDIGO** bag

What does the material in the sock feel like?
What do you think it is? Have a look.



Can you find this?

In Victorian times
teddy bears were
filled with sawdust
not soft fluff.



Have a go:

Play with the toys.



Well done you've finished the trail.