


Brownies Collecting Interest Badge at Chelmsford Museum



Hi there. I'm Sparky from Chelmsford Museum.

Do you like collecting things? It might be shells you collected when you visited the beach, special cups, cards, rock and fossils - anything! Chelmsford Museum is full of amazing collections. Come and visit and I'll show you around and help you earn your Collecting Interest Badge.

Before you visit the museum:

Look at the Collecting Activity Badge in your Brownie handbook and see the kind of things you will need to do. Print out the activity sheets below. Stick the 2 pages with boxes together to make your own 'Cabinet of Curiosities sheet.

When you visit the museum:

Remember to bring your activity sheets and a pencil. You may want to take photographs of objects in the museum so make sure you bring a camera or ask the adult with you to take some pictures on their phone.

Collecting Interest Badge

Activity 1: Explore

Did you know?

Chelmsford Museum began in Chelmsford Prison almost 200 years ago with a collection of objects that belonged to the Prison Governor. He displayed his collection in a special cupboard called a 'Cabinet of Curiosities'.


Museum Curator Challenge

A curator is someone who looks after the objects in a museum. They make sure they are stored safely and decide which objects to put on display.


Explore the different collections in the museum.

- How are they kept safe?
- What do you like most about the collections?

Choose 11 objects from the museum to put in your own 'Cabinet of Curiosities'. Draw pictures of the objects on the sheet or take photographs and stick them in.




MY CABINET





OF CURIOSITIES



Activity 2: Collect

Collection challenge

Choose something you're interested in and start your own collection.
It can be anything – it's your choice.

You are the curator of your collection and have some important jobs to do.

1. Storing your collection and keeping it safe

In the museum small objects that are not on display are wrapped up in special tissue paper and kept in boxes in a locked storeroom. Some things like paintings and fabrics need to be kept in the dark so the colours don't fade in the daylight.

What will you store your collection in?

How you will keep it safe?

2. Making records with information about your collection

When a curator adds a new object to their collection, they carefully write down information about the object and where it is stored so they can find it easily.

Make labels like this for objects in your collection. There are blank labels on the next page.

Object: Ammonite fossil

Interesting information about this object: found when fossil hunting on holiday at Lyme Regis beach in July 2019

Ammonites are sea creatures. They lived in the sea millions of years ago at the same time as the dinosaurs. They are extinct now.

Where it is stored: plastic box: number 1



Activity 3: Show off

Mini Museum Challenge

Choose how you want to share your collection with your Brownie pack and leaders.

You could set up a small display, recycle old boxes and make your own 'Cabinet of Curiosities' or even take pictures of your objects and make a 'digital exhibition'.

People will want to know about your collection so be ready to answer their questions.

Object:

Interesting information about this object:

Where it is stored:

Object:

Interesting information about this object:

Where it is stored:

Object:

Interesting information about this object:

Where it is stored:

Object:

Interesting information about this object:

Where it is stored:

Object:

Interesting information about this object:

Where it is stored:

Object:

Interesting information about this object:

Where it is stored:

Object:

Interesting information about this object:

Where it is stored:

Object:

Interesting information about this object:

Where it is stored: