


Cubs Collector Activity Badge at Chelmsford Museum



Hi there. I'm Sparky from Chelmsford Museum.

Do you like collecting things? It might be shells you collected when you visited the beach, special cups, cards, rock and fossils. Anything! Chelmsford Museum is full of amazing collections. Come and visit and I'll show you around and help you earn your Collectors Activity Badge.

Before you visit the museum:

Look at the Cub Collectors Activity badge and see the kind of things you will need to do. Print out the activity sheets below and stick the 2 pages with boxes together to make your own 'Cabinet of Curiosities'.

When you visit the museum:

Remember to bring your activity sheets and a pencil. You may want to take photographs of objects in the museum so make sure you bring a camera or ask the adult with you to take some pictures on their phone.

Collector Activity Badge

Take a look at someone else's collection

Did you know?


Chelmsford Museum began in Chelmsford Prison almost 200 years ago with a collection of objects that belonged to the Prison Governor. He displayed his collection in a special cupboard called a 'Cabinet of Curiosities'.

Museum Curator Challenge

A curator is someone who looks after the objects in a museum. They make sure they are stored safely and decide which objects to put on display.

Explore the different of collections in the museum.

- How they are kept safe?
- What do you like most about the collections?




Choose 11 objects from the museum to put in your own 'Cabinet of Curiosities'. Draw pictures of the objects on the sheet or take photographs and stick them in.

MY CABINET





OF CURIOSITIES



Activity 2: Collect

Collection challenge

Choose something you would like to collect and over 3 months build up your own collection. It can be anything that interests you – fossils, posters, cups, badges.....

You are the curator of your collection and have some important jobs to do.

1. Storing your collection and keeping it safe

In the museum small objects that are not on display are wrapped up in special tissue paper and kept in boxes in a locked storeroom. Some things like paintings and fabrics need to be kept in the dark so the colours don't fade in the daylight.

What will you store your collection in?


How will you keep it safe?

2. Making records with information about your collection

When curators add a new object to their collection, they carefully write down information about the object and where it is stored so they find it easily.

Make labels for objects in your collections. There is a sheet of blank labels on the next page.

Object: Ammonite fossil
Interesting information about this object: found when fossil hunting on holiday at Lyme Regis beach in July 2019
Ammonites are sea creatures. They lived in the sea millions of years ago at the same time as the dinosaurs. They are extinct now.
Where it is stored: plastic box: number 1



Activity 3: Show off

Mini Museum Challenge

Choose how you want to share your collection with your Cub pack and leaders.

You could set up a small display, recycle old boxes and make your own 'Cabinet of Curiosities' or even take pictures of your objects and make a 'digital exhibition'.

People will want to know about your collection so be ready to answer their questions.

Object:

Interesting information about this object:

Where it is stored:

Object:

Interesting information about this object:

Where it is stored:

Object:

Interesting information about this object:

Where it is stored:

Object:

Interesting information about this object:

Where it is stored:

Object:

Interesting information about this object:

Where it is stored:

Object:

Interesting information about this object:

Where it is stored:

Object:

Interesting information about this object:

Where it is stored:

Object:

Interesting information about this object:

Where it is stored: