


Rainbows Storyteller Interest Badge at Chelmsford Museum



Hi there. I'm Sparky from Chelmsford Museum.

Do you love stories? Chelmsford Museum is full of amazing stories. Every object has a story to tell. Come and visit and I'll show you around and help you have fun doing your Storyteller Interest Badge.

Before you visit the museum:

Look at the Storyteller Interest badge in your Rainbow handbook and see the kind of things you will need to do. Print out the activity sheets below then cut them in half and staple them along to top to make your own 'Storyteller Interest Badge' booklet. You will be able to keep things you do in your booklet and show your leaders and other rainbows what you have done to earn this badge.

When you visit the museum:


Remember to bring your 'Storyteller Interest Badge' booklet and a pencil. You can borrow everything else for free from the Explorer Zone opposite the front door: **clipboard**, **History Hackers 'Tall Tales' bag** and **'Time Travel Mysteries' bag**.

If you are coming specially to use the **'Tall Tales'** or **'Time Travel Mysteries' bag**, please let us know before your visit and we can reserve it for you. Ring: 01245 605700.

Sharing your stories and adventures:

Ask the adult with you to take some photos of you doing the activities and to use their phone to record you telling stories so you can share them with your leaders and other rainbows.

Come and have fun.



STORYTELLER INTEREST BADGE BOOKLET

Activity 1: Cultural stories

Borrow the History Hackers **'Tall Tales Mission'** bag from the Explorer Zone opposite the front door.


Tall Tales challenge

The bag contains the story book 'Totem Tale'. Find a quiet space in the museum or park to enjoy this story and discover lots about the North American Indians, their totem poles and the stories they hold.

Find the museum's totem pole in the park – *look round the edge of the front lawn*. What can you see on the museum's totem pole?

Now it's time to make your own totem pole and tell its tale!

The **'Tall Tales Mission'** bag has instructions and everything you need to help you complete this challenge.



Activity 2: Fractured fairy tales

Pick up the **'Time Travel Mysteries' bag** from the Explorer Zone opposite the front desk. Choose a quiet space to unroll it and let it carry you on a journey into another world.

The treasures you find hidden in the carpet and museum will inspire you to tell your own amazing stories.

'What happened next' challenge:

Choose a character from the bag and then create a new ending to a fairy tale they belong to.

Does everyone live happily ever after?

Does your fairy tale have a modern twist with mobile phones and computers?

Does your character have a whole new adventure?

It's up to you....

Who will you tell?

Everyone loves a story. Share your story with the people in your group or one of the museum staff.



Activity 3: Telling your own story

Use the large green die in the **'Time Travel Mysteries' bag** and it will carry you to another time and place!

Telling tales challenge

Explore the place the die has carried you to. Use the treasures you find and things in the carpet to inspire your own story, full of adventures.

Use the yellow die as you tell your tale – you never know what may happen next!

How will you share your tale?

You may want to write it as a story, draw it as a cartoon or ask an adult to film you telling your story on their phone.

Have fun.

