


Doing your Naturalist Activity Badge at Chelmsford Museum



Hi there. I'm Sparky from Chelmsford Museum.

Do you like nature? Do you like exploring new places? Chelmsford Museum is in the middle of Oaklands Park and both are exciting places to explore and discover more about nature. Come and visit and I'll show you around and help you have fun earning your Naturalist Activity Badge.

Before you visit the museum and Oaklands Park:

Print out the activity sheets below. Cut the pages in half and staple them together to make your own 'Naturalist Notebook'. The notebook has some activities to help you begin exploring the park and lots of space for you to record things you discover. You will be able to share your notebook with your leaders and show them what have done to earn this badge.

When you visit the museum and Oaklands Park:

Remember to bring your 'Explorer notebook', a pencil and some colouring pencils. You can borrow a **clipboard** and '**Bee Park Trail rucksack**' from the 'Explorer Zone' opposite the front door. The rucksack has lots of different activities to help you exploring the park.

Bring a camera or ask an adult to use their phone to take photos of things you have done and how the park has changed over time. You need to visit the park at least 4 times over 3 months. There is lots of space for pictures in your notebook.

If you are coming specially to use a '**Bee Park Trail rucksack**' let us know before you visit, and we will reserve it for you. Ring: 01245 605700.

Have fun exploring



NATURALIST NOTEBOOK FOR OAKLANDS PARK

When out exploring it's important to follow the Countryside Code and look after the environment.

Countryside Code Challenge

Read each statement carefully. Put a T if you think it is true and F if you think it is false. Find the Countryside Code online to check your answers and find out more.

Respect other people

- You should think about the local community and other people enjoying the outdoors
- It's OK to park anywhere in the countryside
- Always shut gates after you
- Follow paths but let others pass if it is narrow

Protect the natural environment

- Leave no trace of your visit, take all your litter home
- Don't have BBQs or fires
- Dogs can be off the lead and run anywhere
- Dog poo - bag it and bin it

Enjoy the outdoors

- Plan ahead, check what facilities are open and be prepared
- Follow advice and local signs and obey social distancing measures



Learning to identify garden birds

In the museum find the big glass case with the oak tree in. It is upstairs.

Pairs challenge:

Can you find each of these birds in the display? Use the touchscreen to help you identify them.


Robin <input type="checkbox"/>	Blue Tit <input type="checkbox"/>
Blackbird <input type="checkbox"/>	House Sparrow <input type="checkbox"/>
Thrush <input type="checkbox"/>	Chaffinch <input type="checkbox"/>

Look carefully at the birds in the display and colour in the 'black and white' outlines.


Who am I? challenge:

Look carefully at the birds' different markings, the shape of their beaks, the length of their tails and their size.


Choose one of these 6 birds. Your group must try and guess which bird you have chosen by asking questions which you can only answer with a 'yes' or 'no'.



Robin




Blue Tit



Blackbird



House Sparrow



Thrush



Chaffinch



Learning to identify trees

Go into the park with your Bee rucksack and take out the Tree ID sheet

Tree Challenge

Over 100 years ago the old section of the Museum was Oaklands House. The Wells family lived here with their servants and the park was their garden.

They planted some 'exotic' trees that don't usually grow in this country and lots of native trees that do.

Use your Tree ID sheet to identify six different types of tree growing in the park. Write their names below.

1.	
2.	
3.	
4.	
5.	
6.	

For each tree you identified, draw a leaf picture, and make a leaf or bark rubbing. There are crayons in your rucksack.

Natural Art

Read the 'Art from Nature' instructions and make your own natural artwork. Take a photo of your artwork and stick it here.

Changes in nature

Find your favourite spot in the park. You need to visit this spot four times over a period of 3 months and observe how it changes.

Each time you visit, record the date in your booklet, then stand in your favourite spot. What can you see? What can you hear? What can you smell?

Write your observations down. What has changed since your last visit? What has stayed the same?

Take a photo and stick it in your booklet.

My favourite spot in the park is...

because...



My 1st visit to Oaklands Park

Date:

Observations:

Photo:

My 2nd visit to Oaklands Park

Date:

Observations:

Photo:

My 3rd visit to Oaklands Park

Date:

Observations:


Photo:

My 4th visit to Oaklands Park


Date:

Observations:

Photo:



How I followed the Countryside Code on my visits to Oaklands Park



What I enjoyed most about exploring Oaklands Park