


## Beavers Explore Activity Badge at Chelmsford Museum



Hi there. I'm Sparky from Chelmsford Museum.

Do you like exploring? Chelmsford Museum is in the middle of Oaklands Park and both are exciting places to explore. Come and visit and I'll show you around and help you have fun earning your Explore Activity Badge.

### **Before you visit the museum:**

Print out the activity sheets below. Cut the pages in half and staple them together to make your own 'Explorer Notebook'. You will be able to keep things you do in your notebook and show your leaders and Beaver friends what you have done to earn this badge.

### **When you visit the museum:**

Remember to bring your 'Explorer Notebook' and a pencil. Pick up a **clip board** and '**Bee Park Trail rucksack**' from the Explorer Zone opposite the front door. In the rucksack you will find things to help you do the activities in your 'Explorer Notebook'.

Ask the adult with you to take some photos of things you do. You can stick pictures in your notebook.


If you are coming specially to use the '**Bee Park Trail rucksack**' let us know before you come, and we will reserve it for you. Ring: 01245 605700.

**Have fun exploring**



---

EXPLORER NOTEBOOK  
FOR OAKLAND'S PARK



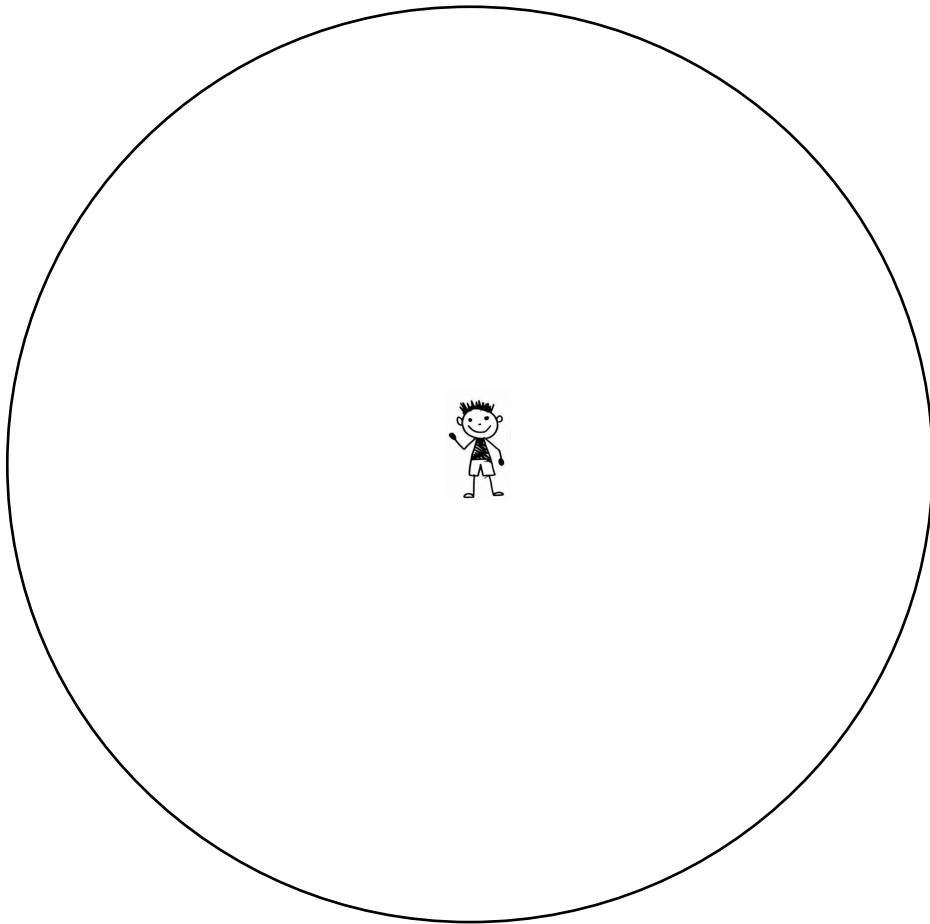
**Before you start exploring**

Think about what you may see and find in the park. Draw or write your ideas in the big bubble....

### Animal super-powers

Choose somewhere to sit quietly in the park for one minute.

Listen carefully for all the sounds you can hear. Draw different shape lines to show the sounds – the direction and how close you think they were.



### I spy with my big 'bug' eye!


Find the 'Bug eye' in your rucksack and use it to help you spotting mini beasts.



Mini beasts I spotted

## Natural Art



Read the 'Art from nature' instructions and make your own natural artwork. Take a photo to stick here.

<p>My artwork I made using just natural materials.</p> 
---



## Park Bingo

How many things can you find?

A feather <input type="checkbox"/>	Something that feels rough _____	A tram <i>(clue: it looks like a train carriage)</i> <input type="checkbox"/>
Fred Wells' initials  <input type="checkbox"/>	Something orange _____	A spider web <input type="checkbox"/>
Something shiny _____	The fattest tree in the park! <input type="checkbox"/>	A wall everyone can see over  <input type="checkbox"/>

## Tree ID!

Find this bag in your rucksack. Use the special Tree ID sheet to help you find these trees.  
Make a rubbing of their leaves or bark.

### Oak tree

*What fruit does this tree have that squirrels like to eat?*

### Lime tree

*What shape are the leaves?*



### Horse chestnut tree

*(conkers are the fruit from this tree)*

*Why is this leaf like your hand?*

More of my discoveries.....



What I enjoyed most about exploring Oaklands park.